

VNeID Electronic Identification:

Registration process for foreign individuals and foreign-invested enterprises in Vietnam

Alitium

Ho Chi Minh City

Level 5, L'Mak Signature Building
147 Hai Ba Trung
Xuan Hoa Ward (District 3)
Ho Chi Minh City, Vietnam

Hanoi

51 Phan Boi Chau
Cua Nam Ward (Hoan Kiem)
Hanoi, Vietnam

P: +84 (28) 3535 6460
E: vietnam@alitium.com

Contact

Phuong Vo

Managing Partner
phuong.vo@alitium.com

Phung Nguyen

Accounting & Tax Partner
phung.nguyen@alitium.com

Matthew Lourey

Chairman
mlourey@alitium.com

Vietnam | Singapore | Malaysia

[10 July 2026]

Implementing VNeID for foreign investors in Vietnam

As Vietnam accelerates its national digital transformation programme, the Vietnam Electronic Identification (VNeID) system has emerged as an essential compliance tool for foreign individuals and foreign-invested enterprises (FIEs). Effective 1 June 2026, various national and specialised administrative portals have discontinued the use of traditional digital signatures (e-tokens) and legacy accounts, mandating the use of organisational VNeID accounts as the sole authentication method for online public services.

While this marks a strict compliance shift, recent administrative reforms have also simplified and decentralised the VNeID registration process. This article provides an overview of the key legal requirements and practical steps for foreign individuals and FIEs to register for VNeID in Vietnam, assisting businesses to stay compliant while taking full advantage of Vietnam's rapidly developing digital ecosystem.

1. Understanding VNeID in Vietnam

VNeID is a digital identification and authentication system developed by the National Population Data Center (Ministry of Public Security), allowing unique identification of an individual, agency, or organization through the VNeID application.

An electronic identification account acts as a unique digital identity, enabling individuals and organisations to access and utilise the features of the VNeID system and other interconnected governmental portals/platforms. This encompasses personal accounts (applicable to both Vietnamese citizens and foreign nationals residing in Vietnam) and organisational accounts (applicable to both wholly local owned enterprise and foreign-invested enterprises).

1.1 Personal accounts for foreign nationals

For foreign nationals residing in Vietnam, VNeID accounts are categorised into two tiers:

- Level 1 e-ID: Contains basic biographical data (full name, date of birth, gender, nationality, facial image, passport or international travel document details) and

The Alitium logo features the word "Alitium" in a sans-serif font. The letters "A", "l", "i", and "t" are in a dark blue color, while the letters "i", "u", and "m" are in a light green color.

www.alitium.com

allows users to access standard features within the VNeID system.

- Level 2 e-ID: This tier further incorporates biometric data (portrait and fingerprints) and grants full access to the system's functionalities, crucially including the ability to register and manage an organisational account.

Registering for a personal e-ID remains optional and is processed upon request. In practice, however, securing an e-ID (particularly Level 2) is becoming mandatory in cases where a foreign national is the sole legal representative of a Vietnam-based enterprise, as they must register for a personal e-ID to establish the organisational account on behalf of the company.

1.2. Organisational accounts for FIEs

Organisational accounts are unified (un-tiered) and contain the enterprise's corporate details, including its name, enterprise code, tax code, registered address, and the identification particulars of its legal representative. This account is now mandatory for executing various administrative and licensing procedures in the course of the enterprise's operations.



2. Electronic identification registration process

2.1. For foreign nationals

* Level 1 Electronic Identification (Level 1 e-ID)

A Level 1 e-ID can be registered entirely through the National e-Identification Application (currently the VNeID app).

Foreign nationals can use the VNeID app to enter their passport number or another valid international travel document number, and their registered email address or mobile phone number (if any), provide other personal details as instructed in the app; capture a facial image and then submit a request for the issuance of an electronic identification account. Once the application is submitted, the system will process it within one (1) working day.

* Level 2 Electronic Identification (Level 2 e-ID)

Level 2 e-ID requires portrait and fingerprint authentication and must be completed in person at the provincial police authority. This level is necessary for important administrative transactions or when the foreign national is the legal representative of an FIEs. The registration process comprises the following steps:



Practical Note: Foreign individuals may apply directly for a Level 2 e-ID without first completing Level 1 registration, which helps streamline the process.

* Notes For applicants under 14 years old:

- Level 1 e-ID registration must be completed by their guardian or legal representative.
- Regarding Level 2 e-ID registration, a guardian or representative must accompany the applicant during registration.
- The guardian or accompanying representative's main mobile number must be used for registration and account verification.

2.2. For Foreign-Invested Enterprises (FIE)

Following recent administrative decentralizations, an enterprise may register either electronically via the VNeID application or by submitting Form TK02 in person to the local commune-level police authority.

For online registration, which is the more commonly adopted method, the organizational account is established on the basis of its Legal Representative's personal Level 2 e-ID, or that of a validly authorized person, and where multiple legal representatives exist, system confirmation from all parties is required. Foreign legal representatives must therefore obtain their Level 2 e-ID before initiating the enterprise registration process.

The registration process via the VNeID application comprises the following steps:



The processing period typically ranges from 3 to 15 days. Following successful registration, the organizational VNeID account may also be used to manage members, allocate internal permissions, authorize online transactions, and access connected public service platforms. Once authorized via the VNeID app, designated personnel of the enterprise can carry out online administrative procedures and public services on behalf of the enterprise by simply logging into public service portals using their own personal VNeID credentials (personal ID number and password) and specifically selecting the 'Organization' login role.

3. Conclusion

In addition to facilitating access to digital public services, organizational VNeID accounts are increasingly becoming an essential compliance tool for enterprises operating in Vietnam. Businesses that fail to establish and maintain an active organizational VNeID account may encounter difficulties in submitting dossiers, accessing administrative systems and fulfilling statutory reporting obligations. Accordingly, foreign individuals acting as legal representatives and FIEs should proactively complete the registration process and implement internal procedures for managing organizational VNeID credentials.

For any further questions you may have, please reach out to us at vietnam@alitim.com


This article is intended to provide an overview of the VNeID registration process. While it aims to present useful insights, it is important to note that the content shared here should not be considered as formal legal or financial advice. For specific guidance on tax obligations or legal matters related to your business, we strongly recommend consulting with a qualified professional, such as a tax advisor or legal expert or directly reaching out to us.


This publication is intended a general overview, and not intended to be comprehensive or to be relied upon as professional advice. Although every effort has been made to ensure accuracy of the information disclosed, Alitium disclaims all responsible for any party that relies upon the contents.


(c) Alitium Professional Services Company Limited, 2026


Visit our website:



 linkedin.com/company/alitium

 contact@alitium.com

 youtube.com/@AlitiumGroup

 facebook.com/AlitiumGroup

Alitium

Vietnam | Singapore | Malaysia

www.alitium.com